



Built Better, Faster, Smarter.




info@readyfs.com

615 801 8541

2975 Elm Hill Pike
Nashville, TN 37214

www.readyfs.com





About Us

We are a company formed by a team of highly skilled and experienced professionals committed to high-quality standards in each one of the project stages. Our expertise in architecture, construction software technology, production, manufacturing, transporting, and installation make us a reliable option to optimize your time and budget.



We offer an **integral construction system** based on an alternative framing process called **CFS**.

Design & Engineering

Our design and engineering process encompasses all elements necessary for efficient planning and construction. Each component (walls, floors and roofs) can be effortlessly created using dedicated modules within the program. Our software aided, design-led process benefits you by reducing costs (including engineering and skilled labor expenses) while boosting productivity and delivering a greater return on investment.



What is “Cold-Formed Steel” framing or CFS?

Cold-formed steel refers to a manufacturing process where metallic-coated sheet steel is roll-formed into vertical and horizontal structural elements, primarily formed by a system of repetitive framing members, such as studs, joists, tracks, headers, angles, truss members and other components.

Once the detailed plans are finished, the completed files are uploaded to the manufacturing equipment at the factory to produce and assemble the different components. These are transported to the site and then erected to form the building's structure.

Ready Frame Systems does not use the typical end to end process of cold-formed steel. We take it to a higher level by submitting your project through engineering and modular design using specialized software.



Production

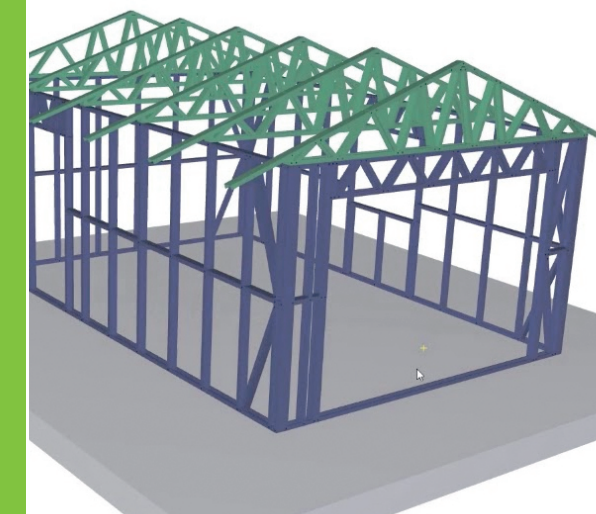
We manufacture prefabricated cold-formed steel building components that require fewer resources and personnel, resulting in a more cost-effective product. In our factory machines will roll, trim, punch service holes, label and assemble all the pieces needed to create the walls, joists, trusses, etc. This automated process allows rapid assembly and precise construction, improving overall efficiency and reducing completion timelines regardless of the size of your project.

Transportation and installation

When we are finished “printing” your project, modules will be taken to your site. For larger scale projects, we will bring the factory to you. Once on-site, all the components will be assembled in record time because our meticulous production process eliminates the human error and material variation commonly found in wood construction. Our precise production and installation process ensure a high level of quality control throughout the project.



We take your project to a higher level by submit it through engineering and modular design using specialized software.





Our mission in the construction industry is to **optimize time, budget, and workforce management.**



Benefits of Cold-Formed Steel

CFS has several advantages over other building materials like wood, concrete, and masonry. Here are some reasons why it's often considered a better choice:

☑ **Fire Resistance.**

CFS is non-combustible and does not contribute to fire. Its melting point is 2700 degrees Fahrenheit, much higher than the ignition point of wood, which is 400-500 degrees.

☑ **Insurance Benefits.**

Buildings made of steel are less expensive to insure because they are less susceptible to fire, especially during the construction phase.

☑ **Durability.**

CFS resists termites and other pests that pose a significant threat to the long-term resilience of buildings. Unlike wood framing, cold-formed steel is inorganic and does not retain water, making it impervious to mold, rot, and mildew.

☑ **Longevity.**

All Cold Formed Steel is coated with zinc to protect against corrosion. This protective barrier can last nearly 700 years before the level of corrosion resistance deteriorates.

☑ **Strength-to-Weight Ratio.**

CFS has a high strength-to-weight ratio, making it a strong building material. Exact Measurements: Compared to wood and hot-rolled steel, cold-formed steel is much smoother, doesn't expand or contract, and is perfect for projects that require exact measurements.

☑ **Reduced Construction Costs.**

Being significantly lighter than alternatives such as timber, concrete and masonry can result in reduced construction costs for lateral force resisting systems and foundations.

☑ **Lower Transportation Costs.**

The lighter weight of cold-formed steel also allows for lower transportation costs.

These advantages make CFS a popular choice for many types of structures, including mid-rise structures with repeating floor plans like dorms, apartment buildings, offices, assisted living facilities, and storage units.

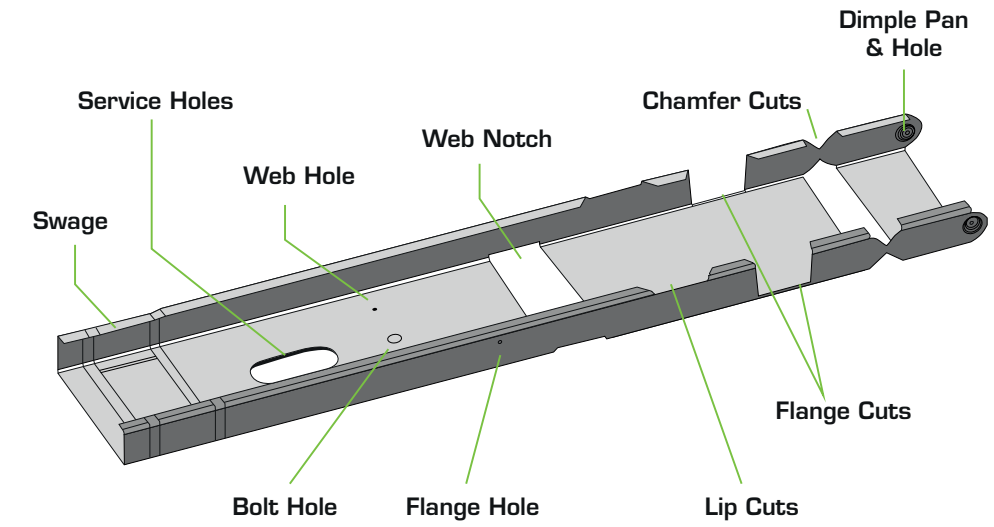
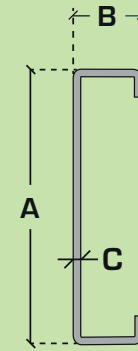




RFS's Cutting Capabilities

PROFILE CHART

A	B	C
Member width	Flange height	Gauges
3-5/8"	1-1/4"	18, 20, 22
6"	1-1/4"	16, 18, 20, 22



We are a small part of your project, but we make a big difference.

Working with us is a simple and rewarding experience. You just need to have an architectural project that we can analyze and process through our design and engineering department. We will create a customized "metal package" for your project, similar to a lumber package from a conventional lumber supplier, and give you a quote for your metal framing. Then, we will manufacture all the components for your project in our factory, and ship them to your site where our crew will assemble them quickly and efficiently. From the moment you contact us, we will work with you and your team to bring your project to life.



Your Project



Design & Engineering



Production & Assembly



Transportation



Installation

Need a quote?

Send us your project blueprints and services required and we will send you a project proposal within 72 hrs.

Email us at: info@readyfs.com

Call us at: 615 801 8541 ext. 701